



# Universal

## DIESEL MARINE ENGINES



When Mother Nature takes the wind out of your sails, nothing will put it back like a Universal Diesel. Smoothly. Dependably. With the right combination of high torque and low R.P.M. to get you where you want to go ...quiet as the wind.

With a choice of seven models ranging from 11 to 44 horsepower, there's a lightweight, compact Universal Diesel engine that's exactly the right size for your boat.

### Features

**CYLINDER BLOCK:** Spherical graphite cast iron for maximum vibration dampening.

**CYLINDER HEAD:** Marine chrome nickel alloy iron with spherical combustion chamber for smooth running and clean exhaust.

**CRANKSHAFT:** High grade steel, statically and dynamically balanced. Drilled for pressure lubrication.

**OIL PAN:** Stamped steel, detachable for inspection purposes.

**COOLING SYSTEM:** Closed fresh water.

**FUEL SYSTEM:** Bosch fuel injection system. Fuel filter with replaceable element.

**LUBRICATION:** Full pressure lubrication with full flow spin-on oil filter.

**TRANSMISSION:** Drop center gear with helical gears and a mechanical friction clutch permit free wheeling of the propeller with no effect on the gear. Standard reduction ratio of 2:1. Lubricated separately from the engine.

**FLEXIBLE MOUNTS:** Engine equipped with four point adjustable mounting for ease of installation and minimum vibration.

**ELECTRICAL SYSTEM:** 12 volt system standard. Marine type 51 Amp alternator with transistorized regulator, electric starter with solenoid for remote starting.

**GLOW PLUGS:** For easy starting year around.

### Standard Equipment

Fresh water cooling, electric start, shift lever, sea water pump, alternator, flex mounts, lifting eye, Hurth reduction transmission, fuel pump, fuel filter, lube oil filter, glow plugs and self-bleeding fuel system.

### Propeller Rotation

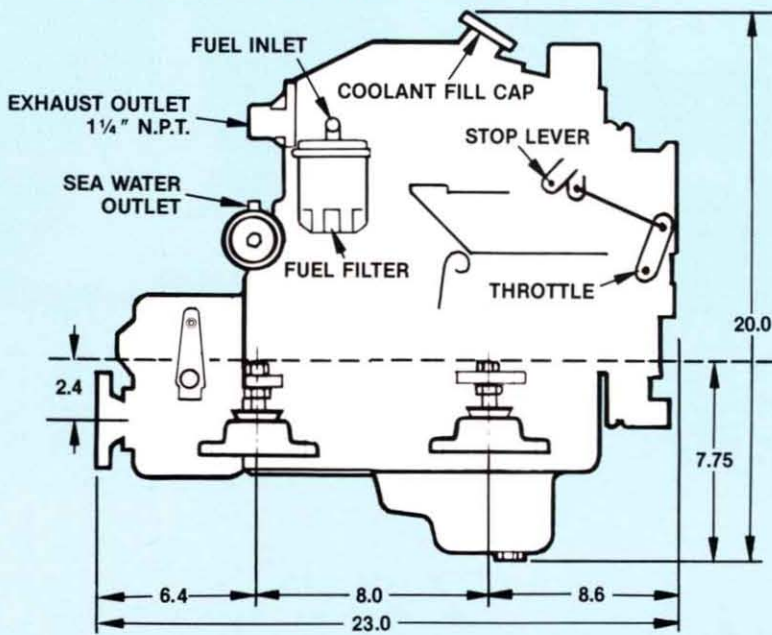
Right hand propeller.

### Optional

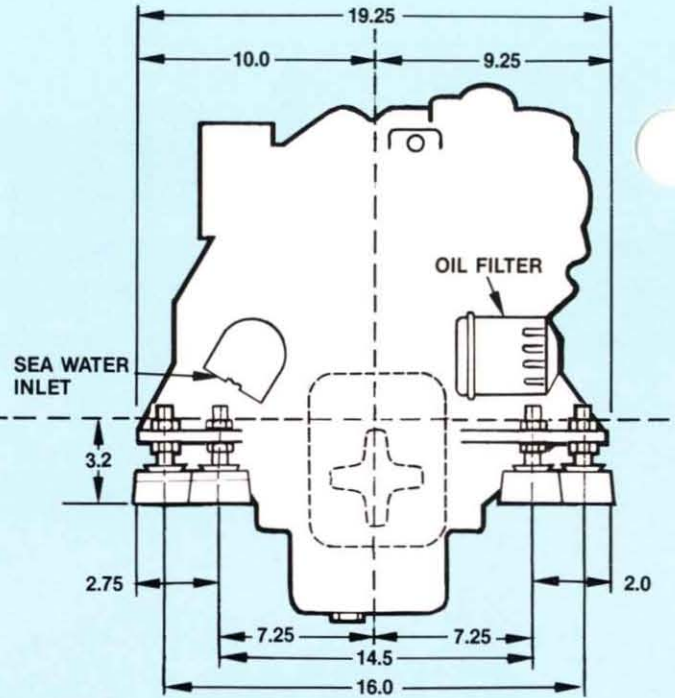
On-board spare parts kit. Instrument panels. Flexible coupling. E-Z Align V-Drive gear.

# M2-12

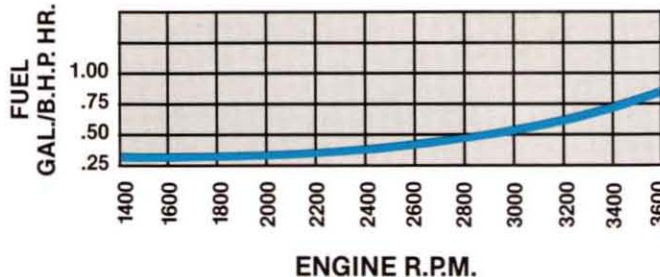
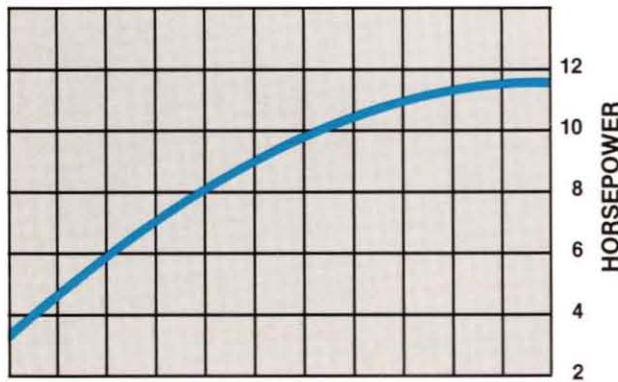

## installation dimensions



Dimensions approximate, drawings are not to scale.



4 point mounts only



Note: Propeller load will decrease fuel consumption rate.

Specifications subject to modification without notice.

## specifications

Engine Type ..... 4 cyl  
 Number of Cylinders..... 2-Vertical  
 Displacement ..... 26.0 Cu. In.  
 Bore ..... 2.60 In. .... Stroke ..... 2.45 In.  
 Starter..... 12 Volt  
 H.P./KW ..... 11 @ 3600 RPM/8.2  
 Alternator ..... 12 Volt 51 Amp  
 Maximum Installation Angle ..... 15°  
 Engine Weight..... 175 Lbs.  
 Propeller Rotation ..... Right Hand



### Deluxe Panel

- On/off key switch
- Pre-heat button
- Start button
- Oil pressure light
- Battery output
- Tachometer
- 10' extension harness

Distributed by:

**metalist** • **Universal Motors**

P.O. Box 3008 • Oshkosh, WI 54903  
 Phone 414-231-4100 • FAX 414-231-8166